

STORAGE

BY STAMPIN' UP!®


YOUR SPACE. YOUR WAY.



CONFIGURATION CHART

Our sleek, modular storage solutions give your favorite, colorful Stampin' Up! products the perfect home. Use this handy guide to help you pick the right products to organize and customize your craft space your way!

Ink Pad & Marker Storage Trays (item 149168)



Ink Pad & Marker Storage Trays include **FIVE** trays; each tray holds one Stampin' Pad and one Stampin' Write Marker/Watercolor Pencil. You'll need one set for every five ink pads or markers you want to store.

How many Classic Stampin' Pads and Stampin' Write Markers do you want to store? (Round up to the nearest 5.)

Divide the number by 5, and write the answer below.

You need _____ Ink Pad & Marker Storage Trays unit(s).

Stampin' Blends Storage Trays (item 149169)



Stampin' Blends Storage Trays include **FIVE** trays; each tray holds six Stampin' Blends. You'll need one set for every 30 Stampin' Blends you want to store.

How many Stampin' Blends do you want to store? (Round up in increments of 30.)

You need _____ Stampin' Blends Storage Trays unit(s).

Storage Topper (item 149170)



The Storage Topper holds up to **20** Classic Stampin' Ink Refills. This is more than enough for each color collection and serves as a topper for each storage tray stack.

How many Stampin' Ink Refills would you like to store? (Round up in increments of 20.)

You need _____ Storage Topper unit(s).

Open Storage Cube (item 149171)



The Open Storage Cube includes one open storage tray and is the same height as five stacked Ink Pad & Marker Storage Trays—or five Stampin' Blends Storage Trays.

Do you need open storage for odds and ends like ribbon, punches, or embellishments?

YES / NO

You need _____ Open Storage Cube unit(s).

Storage Lid (item 149167)



The Storage Lid securely covers a stack of storage trays and provides a clean, flat surface for stacked storage or decor.

Do you need to finish off/cover any storage stacks?

YES / NO

You need _____ Storage Lid unit(s).

STORAGE

BY STAMPIN' UP!®

YOUR SPACE. YOUR WAY.

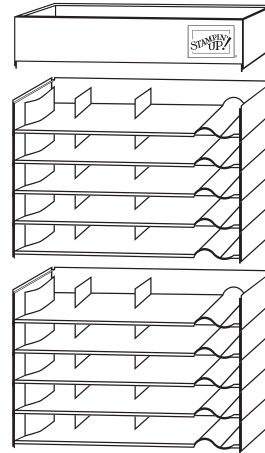
EXAMPLE

BJ Peters, www.stampinBJ.com

EXAMPLE ONE

Complete ink pad color collection with ink refills and markers.

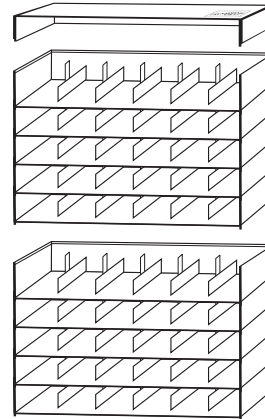
- 1 x STORAGE TOPPER
- 2 x INK PAD & MARKER STORAGE TRAYS



EXAMPLE TWO

All Stampin' Blends.

- 1 x STORAGE LID
- 2 x STAMPIN' BLENDS STORAGE TRAYS



EXAMPLE THREE

One In Color ink pad collection with ink refills and open storage.

- 1 x STORAGE TOPPER
- 1 x INK PAD & MARKER STORAGE TRAYS
- 1 x OPEN STORAGE CUBE

